

Policy Meets the People

Policy Meets the People

May 8, 2018 1:06 PM MDT

Q1 - Which of these topics would you be interested in learning more about as it relates to the 2018 Michigan elections? Choose four.

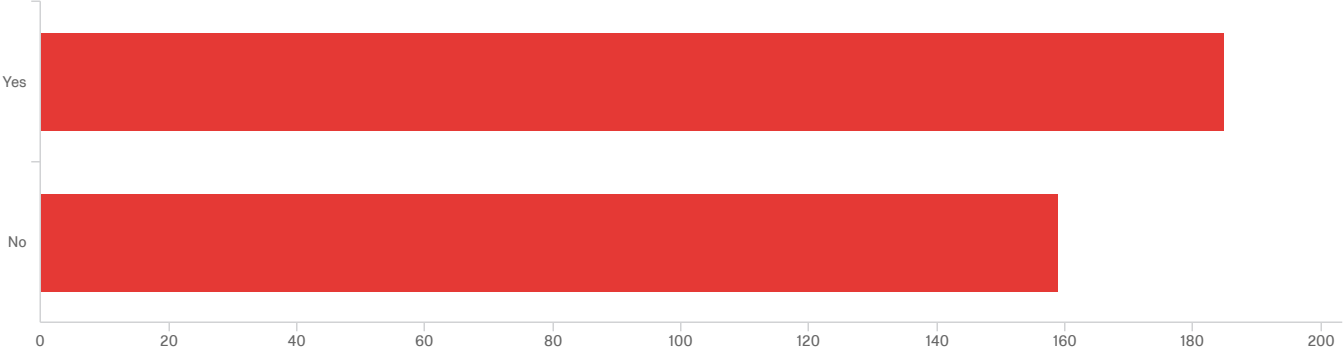


#	Field	Choice Count
1	Marijuana	5.13% 71
2	Gerrymandering	17.12% 237
3	Mental Health	6.65% 92
4	Government Transparency	9.54% 132
5	Transportation/Infrastructure	17.70% 245
6	Water quality	9.97% 138
7	Air quality	2.60% 36
8	Poverty and wages	9.68% 134

9	Taxes/Tax Credits/Intitatives	4.70%	65
10	Education	16.91%	234
			1384

Showing Rows: 1 - 11 Of 11

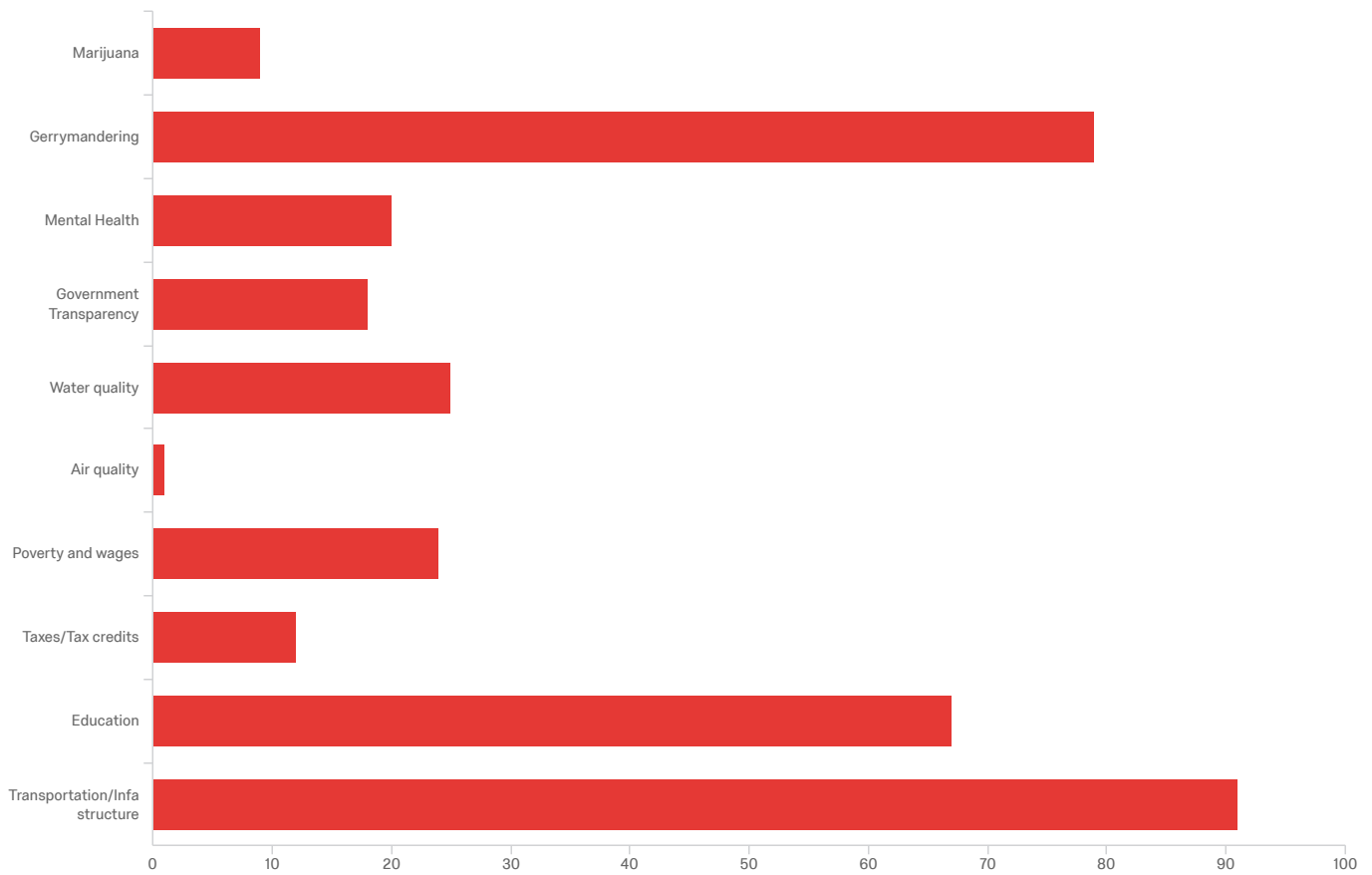
Q10 - Do you dedicate any of your time to volunteering or advocating for one of these issues?



#	Field	Choice Count
1	Yes	53.78% 185
2	No	46.22% 159

Showing Rows: 1 - 3 Of 3

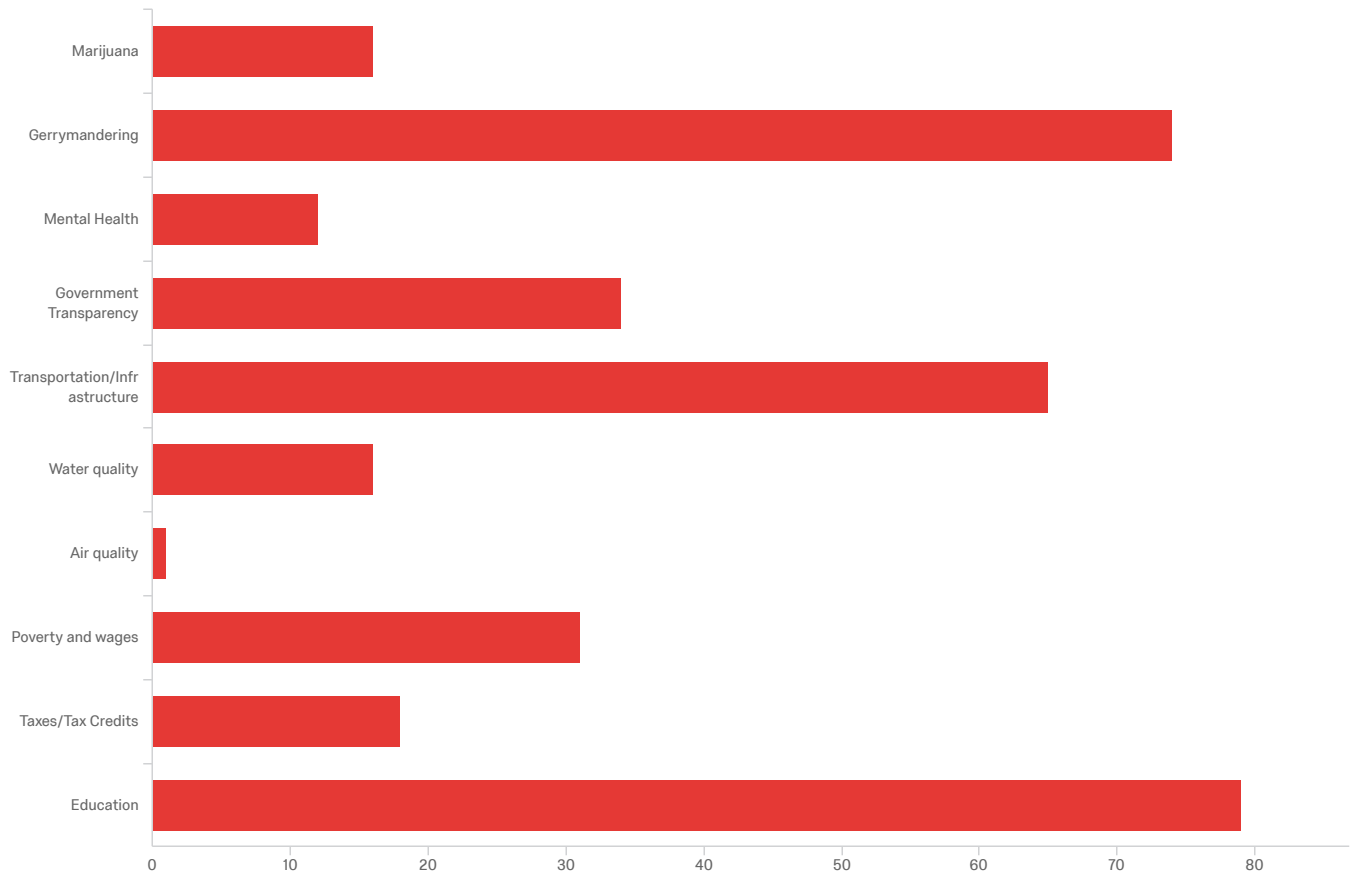
Q1 - Choose no more than 4



#	Field	Choice Count
1	Marijuana	2.60% 9
2	Gerrymandering	22.83% 79
3	Mental Health	5.78% 20
4	Government Transparency	5.20% 18
5	Water quality	7.23% 25
6	Air quality	0.29% 1
7	Poverty and wages	6.94% 24
8	Taxes/Tax credits	3.47% 12
9	Education	19.36% 67
10	Transportation/Infrastructure	26.30% 91

346

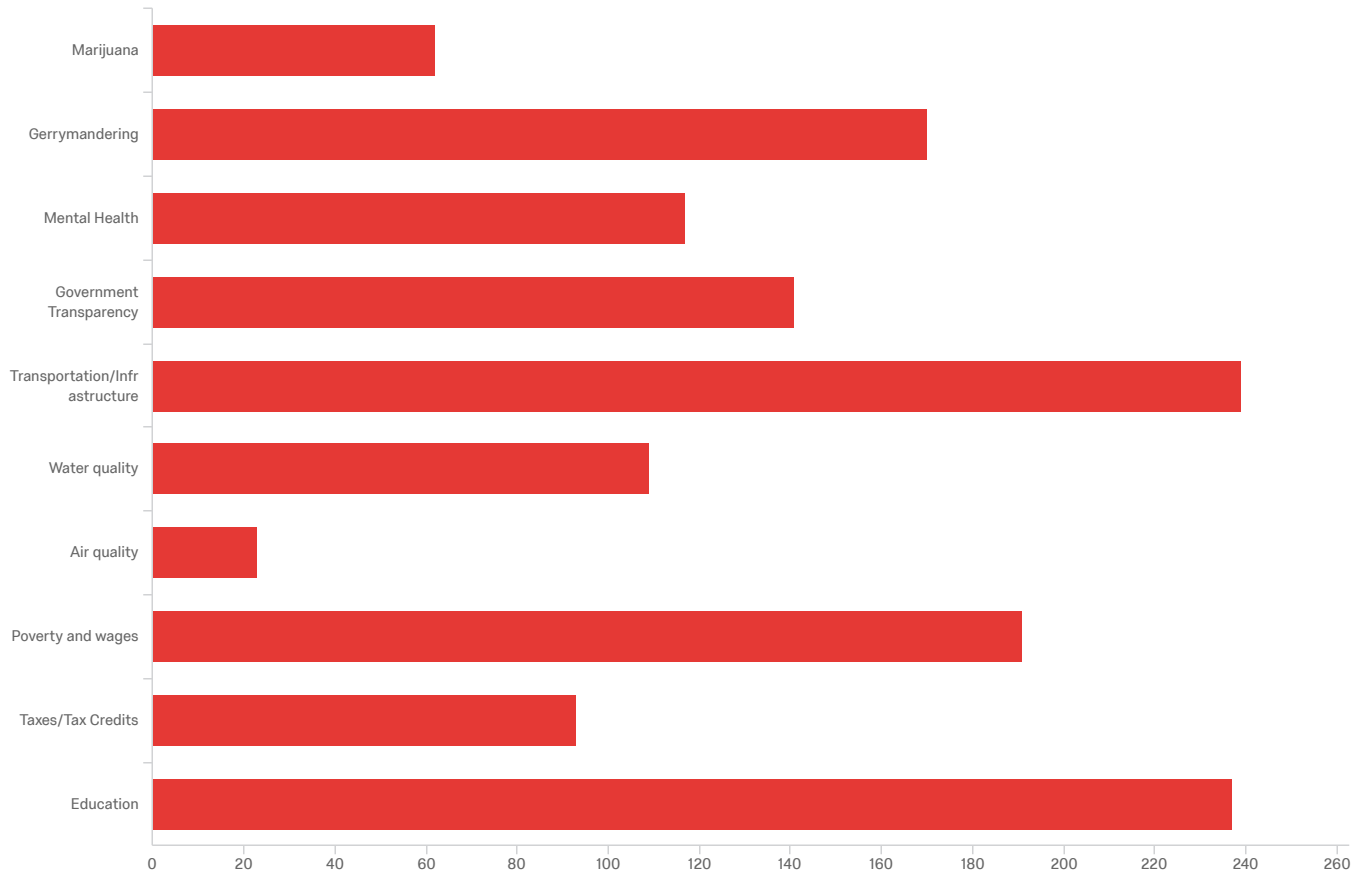
Q3 - Of these issues which will impact how you vote in the 2018 Michigan elections?



#	Field	Choice Count
1	Marijuana	4.62% 16
2	Gerrymandering	21.39% 74
3	Mental Health	3.47% 12
4	Government Transparency	9.83% 34
5	Transportation/Infrastructure	18.79% 65
6	Water quality	4.62% 16
7	Air quality	0.29% 1
8	Poverty and wages	8.96% 31
9	Taxes/Tax Credits	5.20% 18
10	Education	22.83% 79

346

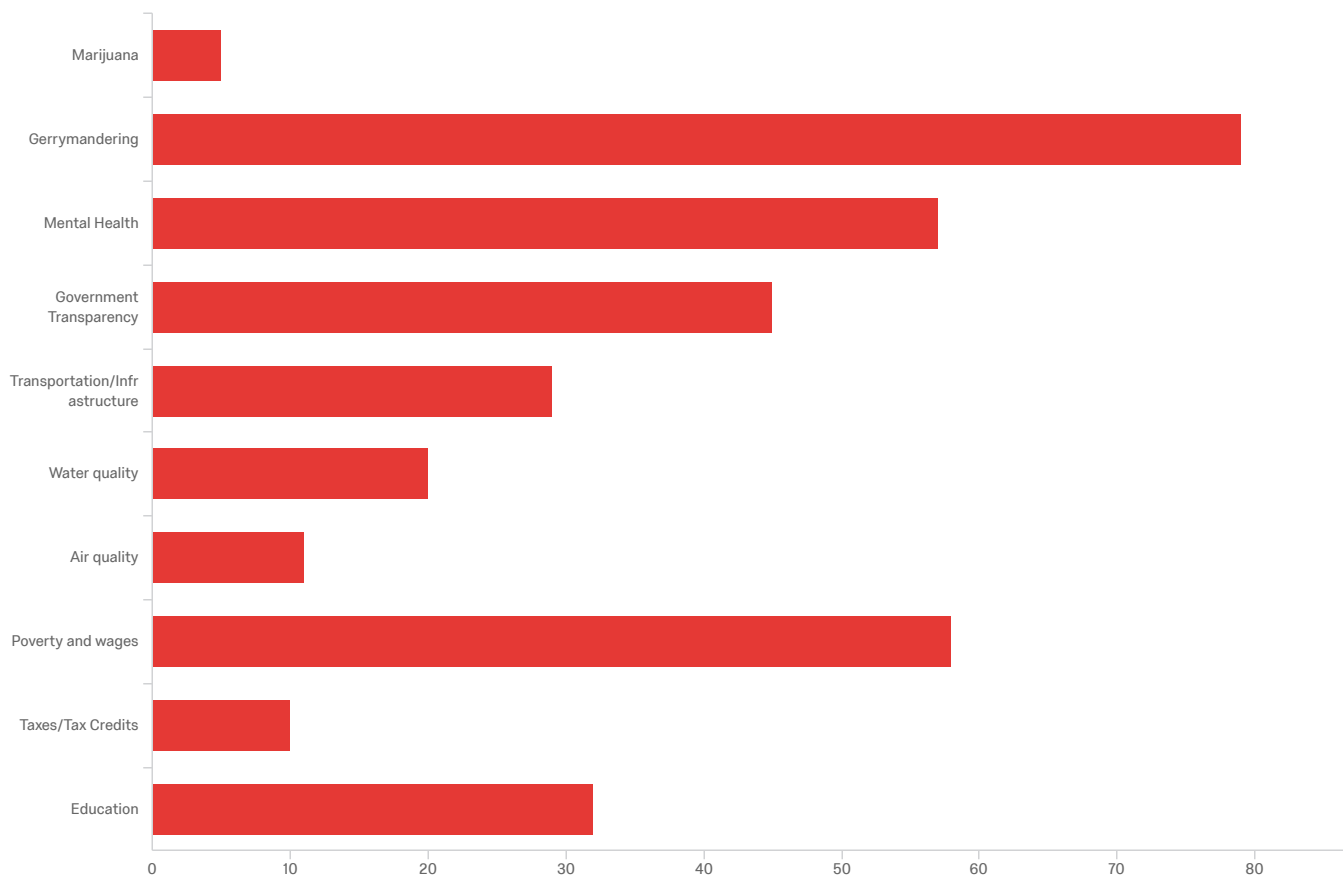
Q6 - Which of these issues do you talk about most at the dinner table with family and friends? Choose four.



#	Field	Choice Count
1	Marijuana	4.49% 62
2	Gerrymandering	12.30% 170
3	Mental Health	8.47% 117
4	Government Transparency	10.20% 141
5	Transportation/Infrastructure	17.29% 239
6	Water quality	7.89% 109
7	Air quality	1.66% 23
8	Poverty and wages	13.82% 191
9	Taxes/Tax Credits	6.73% 93
10	Education	17.15% 237

Showing Rows: 1 - 11 Of 11

Q14 - Of your choices which of these issues which do you feel is covered least by the media?

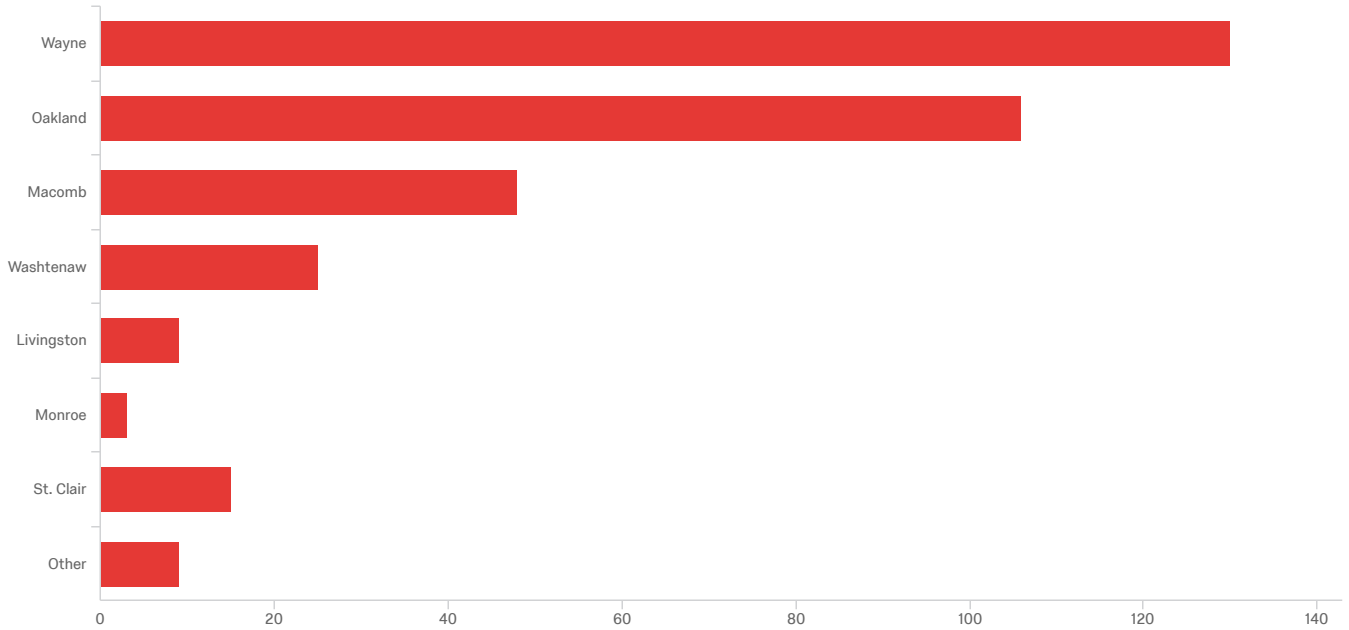


#	Field	Choice Count
1	Marijuana	1.45% 5
2	Gerrymandering	22.83% 79
3	Mental Health	16.47% 57
4	Government Transparency	13.01% 45
5	Transportation/Infrastructure	8.38% 29
6	Water quality	5.78% 20
7	Air quality	3.18% 11
8	Poverty and wages	16.76% 58
9	Taxes/Tax Credits	2.89% 10
10	Education	9.25% 32

Showing Rows: 1 - 11 Of 11

Q21 - In which county do you reside? If you selected "other" please indicate your county

of residence?



#	Field	Choice Count
1	Wayne	37.68% 130
2	Oakland	30.72% 106
3	Macomb	13.91% 48
4	Washtenaw	7.25% 25
5	Livingston	2.61% 9
6	Monroe	0.87% 3
7	St. Clair	4.35% 15
8	Other	2.61% 9
		345

Showing Rows: 1 - 9 Of 9

Other

Other

Lenawee

Lapeer

Genessee

Lapeer

Grand traverse

Lapeer

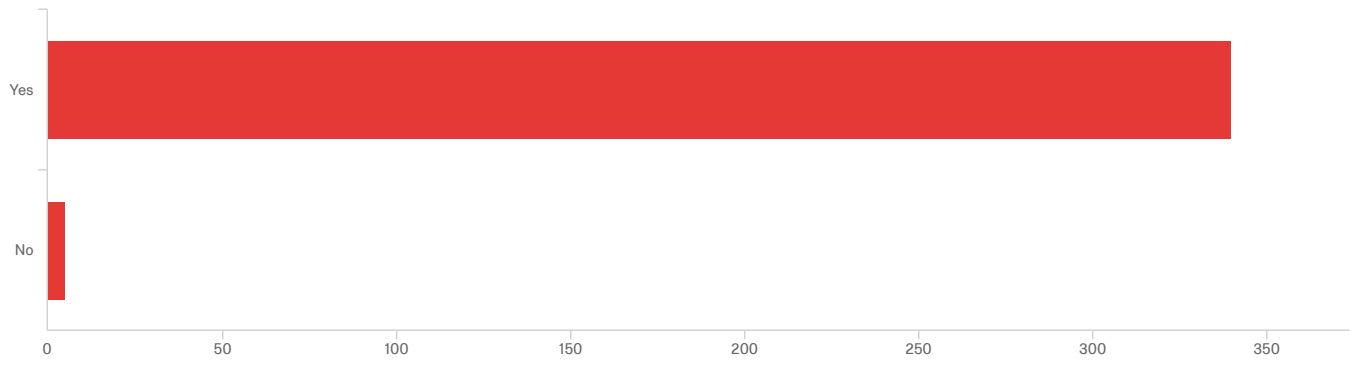
Chippewa

Windsor

Ingham

Showing Records: 1 - 9 Of 9

Q19 - Do you plan to vote in the 2018 Michigan election?



#	Field	Choice Count
1	Yes	98.55% 340
2	No	1.45% 5

Showing Rows: 1 - 3 Of 3

End of Report